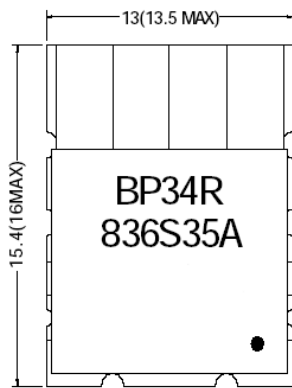


RF FILTER SPECIFICATION

Part No. BP34R836S35A

Electrical Specifications			
Item	Parameter	CMI Specification	Unit
1	Center Frequency [fo]	836	MHz
2	Pass Bandwidth [BW]	35	MHz
3	Insertion Loss in BW	3.0 max.	dB
4	Ripple in BW	1.0 max.	dB
5	V.S.W.R	1.5 max.	
6	In/Out Impedance	50	Ω
7	Attenuation [Absolute Value]	40 min. @ 1049 MHz	dB
			dB

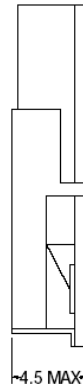
TOP VIEW



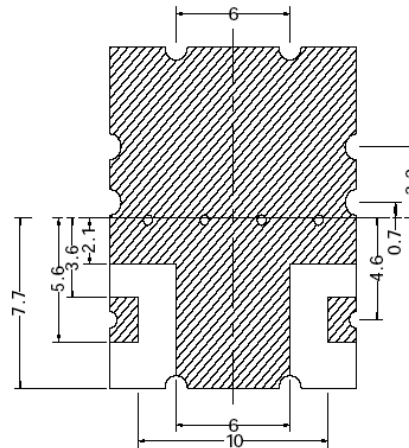
Tolerance : .X ± 0.3
 .XX ± 0.15

Unit : mm

● Input port



BOTTOM VIEW



CALL OUR SALES DEPARTMENT FOR MORE INFORMATION OR VARIATIONS OF THIS PRODUCT.

Corry Micronics, Inc. One Plastics Rd. - Corry, PA 16407
(814) 664-7728 Fax (814) 664-4582 www.cormic.com

Corry Micronics Inc. herein referred to CMI, believes this information to be accurate, but makes no warranties, expressed or implied as to the accuracy of this document. CMI assumes no liability for any injury, loss, damage, direct or consequential arising from the use of our products. User assumes all risk whatsoever in connection with it's intended use. CMI also reserves the right to change this document without notice.