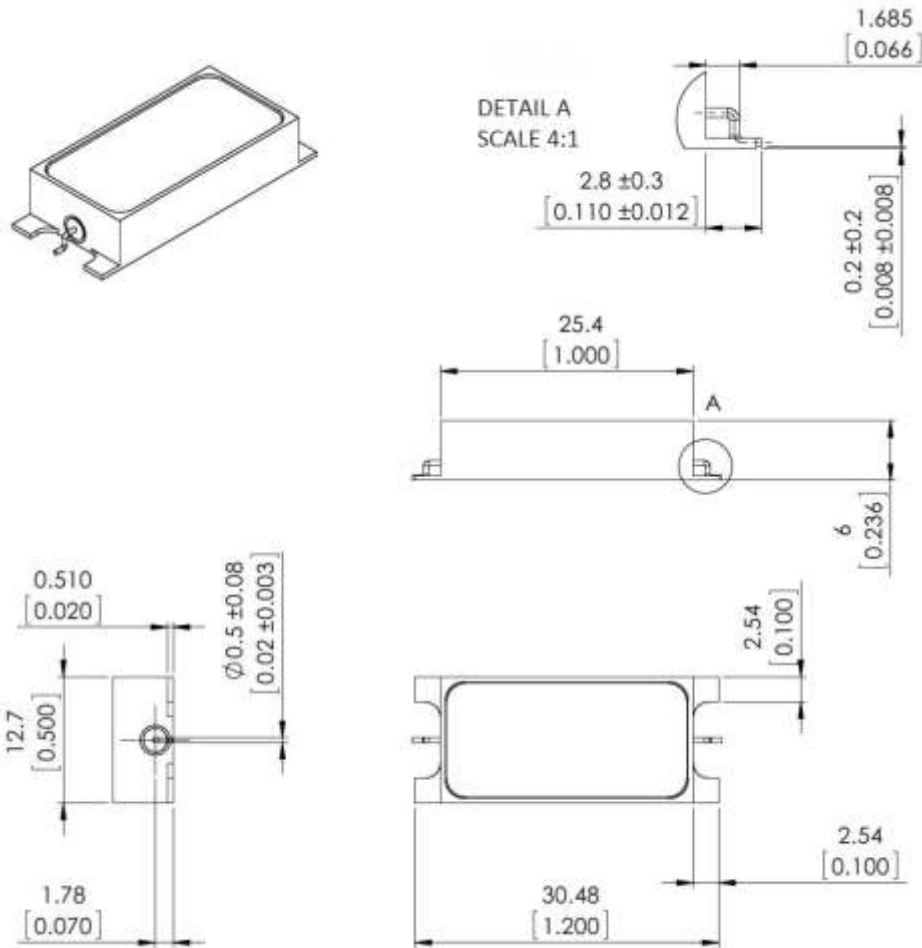


CMIBPF-152-20M
LUMPED ELEMENT FILTER

Center Frequency	154 MHz
Pass Band Frequency	144-164 MHz
Insertion Loss (at 25°C)	2 dB Max
Return Loss in Band	15 dB Min
Rejection at 110 MHz	50 dB
Rejection at 220 MHz	40 dB
Rejection at 420 MHz	65 dB
Impedance	50 Ω



Dimensions in mm [in]

CALL OUR SALES DEPARTMENT FOR MORE INFORMATION OR VARIATIONS OF THIS PRODUCT.

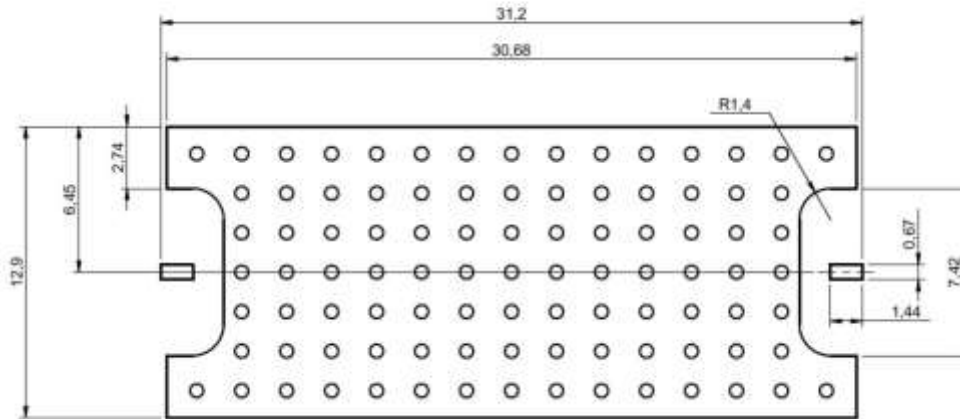
Corry Micronics, Inc. One Plastics Rd. - Corry, PA 16407

(724) 940-7556 ext. 138 Fax (724) 940-7707 www.cormic.com

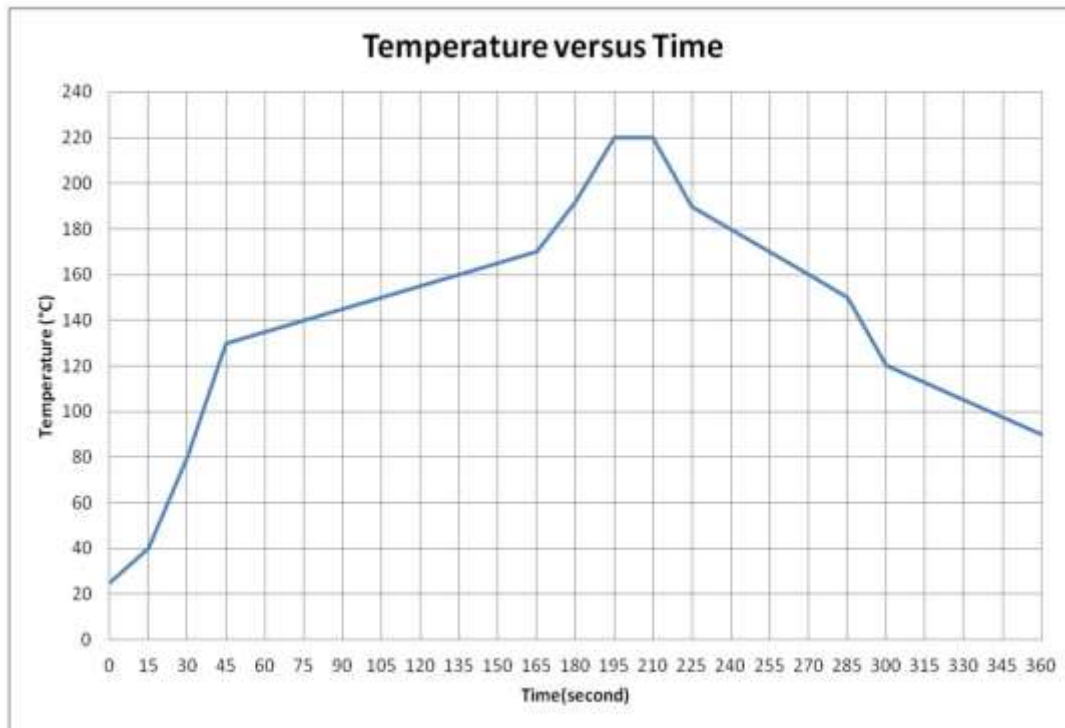
Corry Micronics Inc. herein referred to CMI, believes this information to be accurate, but makes no warranties, expressed or implied as to the accuracy of this document. CMI assumes no liability for any injury, loss, damage, direct or consequential arising from the use of our products. User assumes all risk whatsoever in connection with it's intended use. CMI also reserves the right to change this document without notice. 12/1/16

**CMIBPF-152-20M
LUMPED ELEMENT FILTER**

LAYOUT



RECOMMENDED REFLOW PROFILE



Dimensions in mm [in]

CALL OUR SALES DEPARTMENT FOR MORE INFORMATION OR VARIATIONS OF THIS PRODUCT.

Corry Micronics, Inc. One Plastics Rd. - Corry, PA 16407

(724) 940-7556 ext. 138 Fax (724) 940-7707 www.cormic.com

Corry Micronics Inc. herein referred to CMI, believes this information to be accurate, but makes no warranties, expressed or implied as to the accuracy of this document. CMI assumes no liability for any injury, loss, damage, direct or consequential arising from the use of our products. User assumes all risk whatsoever in connection with it's intended use. CMI also reserves the right to change this document without notice. 12/1/16